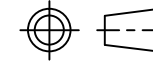


DO NOT SCALE

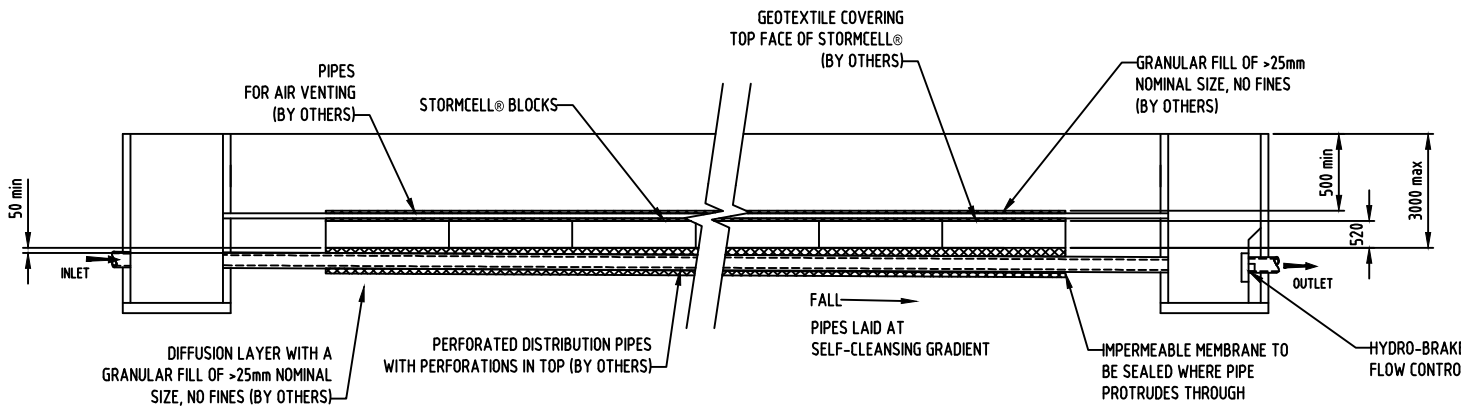
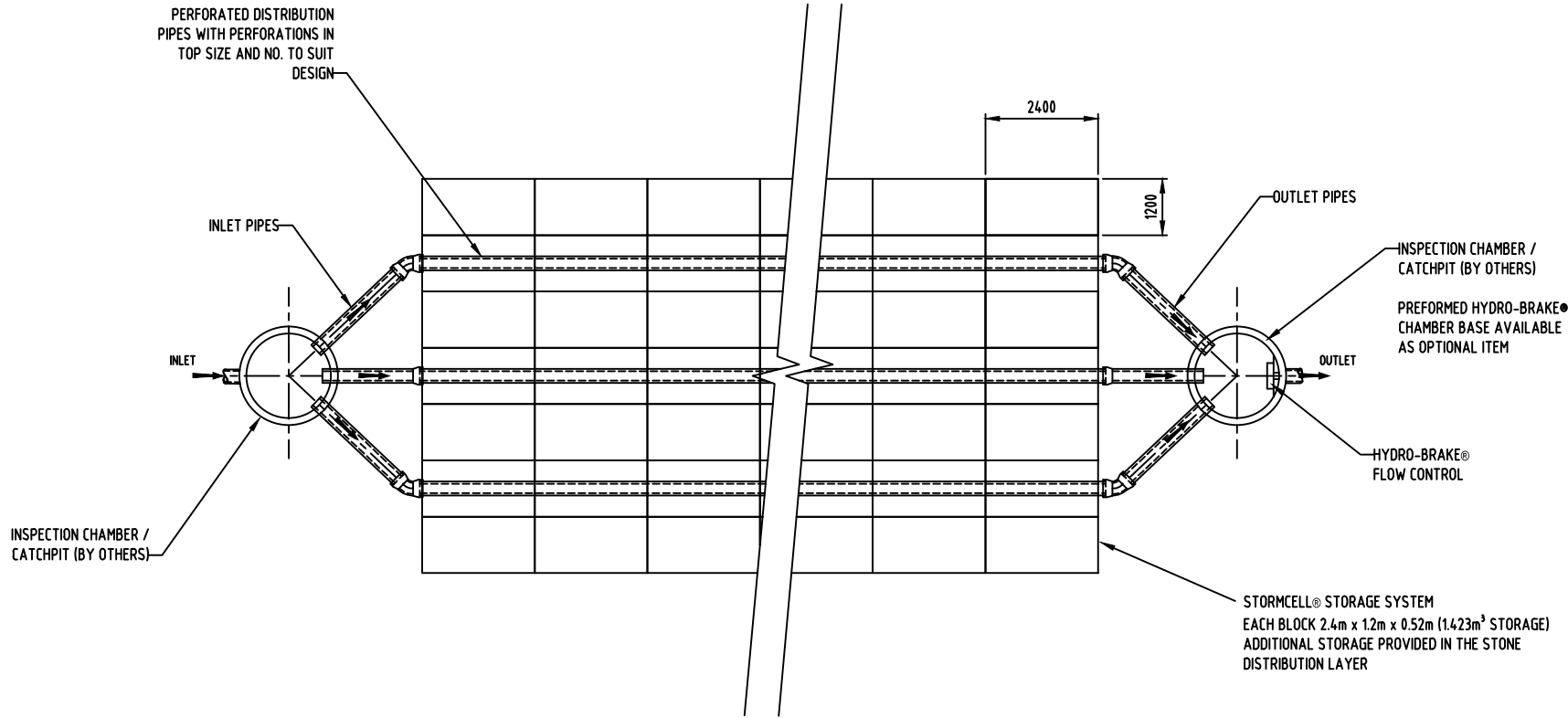
IF IN DOUBT ASK

PROJECTION



Notes

1. THIS DRAWING IS AN A3 SIZE ORIGINAL.
2. THIS DRAWING SHALL BE READ IN CONJUNCTION WITH ALL OTHER RELEVANT (eg. CIVIL) DRAWINGS AND SPECIFICATIONS.
3. ALL DIMENSIONS IN MILLIMETRES UNLESS OTHERWISE STATED



Rev	By	Date	Description
B			ADDITIONAL NOTES
A			FIRST ISSUE
Date 23 Jun 05			Scale NTS
Drawn by MRG		Checked by	Approved by

Title
STORMCELL STORAGE SYSTEM
STORMWATER ATTENUATION
TYPICAL LAYOUT
- ONLINE, ONE LAYER



Shearwater House,
Clevedon Hall Estate,
Victoria Road, Clevedon,
North Somerset. BS21 7RD
Tel: 01275 878371
Fax: 01275 874979
email:
enquiries@hydro-international.co.uk

CAD Ref: 0

Ref. No.	P:\Dwgs\
Drawing No.	SK1
Rev.	B