


The Hydro-Brake[®] Flow Control Series

Hydro-Brake[®]
Flood



Hydro-Brake[®]
Optimum



Hydro-Brake[®]
Agile

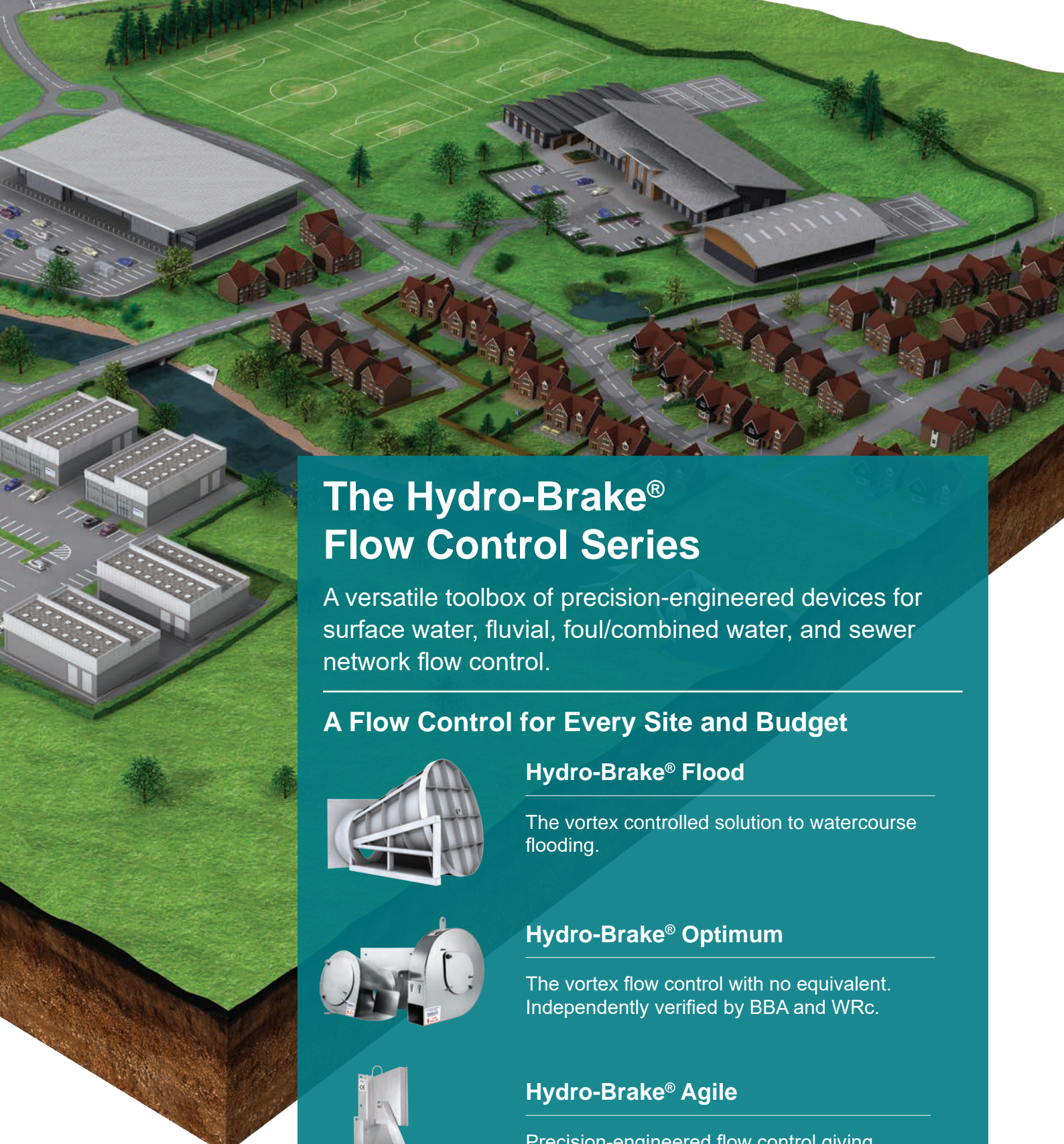


Hydro-Brake[®]
Orifice



The element of control


Turning Water Around[®]



The Hydro-Brake® Flow Control Series

A versatile toolbox of precision-engineered devices for surface water, fluvial, foul/combined water, and sewer network flow control.

A Flow Control for Every Site and Budget



Hydro-Brake® Flood

The vortex controlled solution to watercourse flooding.



Hydro-Brake® Optimum

The vortex flow control with no equivalent. Independently verified by BBA and WRc.




Hydro-Brake® Agile

Precision-engineered flow control giving reduced on-site storage for highly constrained applications.



Hydro-Brake® Orifice

The low cost option for unconstrained sites.



The Element of Control

Hydro International has set the highest standards in flow control technology during more than 40 years of specialist water engineering. When it comes to understanding, predicting and controlling the flow of water, Hydro works with scientific rigour.

Our customers are constantly challenged to deliver imaginative solutions, despite tough commercial and physical constraints. Committed to precision in product development and manufacture, we partner with you to engineer the best-possible water management solutions.

Hydro International's unrivalled knowledge and outstanding technical design support give our customers complete reassurance of system performance and value.

We give you the element of control.

Precision-Engineered for Reliable, Repeatable Performance

The Hydro-Brake® Flow Control Series offers a comprehensive choice for sustainable, performance-optimised attenuation and control whatever the project. Fully scalable and adaptable to your site conditions, there is no need to compromise on your project requirements.

All Hydro International flow controls are manufactured to the same exacting standards of quality. Tested, proven and independently accredited by regulatory bodies across the world, they offer the reassurance of reliable, repeatable performance.

Technical Design Support

Faced with increasingly varied environmental and planning stipulations, engineers need to adapt their solutions accordingly and balance flow rates with storage requirements and optimise the drainage system performance over the duration of a storm. In these circumstances, Hydro International's expert design support can advise on the correct flow control selection and design.

A full range of technical services, including detailed hydraulic modelling, easy-to-use design tools and integration into industry-standard software, all help engineers to achieve optimum hydraulic performance.

Buildable, Maintainable, Adoptable

Hydro International flow controls are designed and manufactured for ease of installation and reliable through-life performance with minimum intervention. Simple, predictable, low-maintenance regimes make them straightforward for management organisations to take on, and remove any concerns for adopting authorities.


Hydro-Brake® Flood

Hydro-Brake® Flood is a highly sustainable, precision-engineered vortex technology for preventing watercourse flooding.

Hydro-Brake® Flood flow controls have been installed at the heart of low-maintenance, self-activating flood defences since the 1990s, and now protect more than 6,000 properties from an estimated £200m of flood damage in pioneering schemes across the UK.



Watercourse
flood prevention



- ✓ No external power.
- ✓ No moving parts.
- ✓ Upstream flood storage minimised.
- ✓ Minimal maintenance.

Bespoke, Precision Engineering

Each Hydro-Brake® Flood is a bespoke solution that precisely manages watercourse flows, right up to major dams with pass forward flow rates of 30 m³/s. The same technology is used just as successfully in smaller, dispersed schemes.

Each Hydro-Brake® Flood scheme is purpose-designed to optimise flow control performance characteristics and precisely calculate the amount of upstream storage required. Using Hydro-Brake® Flood vortex technology can reduce the volume of floodwater to be stored by up to 30% compared to fixed orifice controls.

A Simple, Elegant Solution

The internal geometry of Hydro-Brake® Flood is designed so that water can flow through it without restriction for as long as possible, minimising the upstream storage required. A self-activating vortex is created when the water reaches the pre-determined hydraulic head, holding back excess water, and releasing it at a controlled rate.

Expert Design and Manufacture

Designing fluvial interventions, whether on a large or small scale, requires expert engineering and hydraulic modelling in line with the flood risk management strategy. Hydro International can support with detailed design using Computational Fluid Dynamics and structural design using Finite Element Analysis, scale testing and production of detailed design drawings and specifications.

Hydro-Brake® Flood vortex flow controls are manufactured in high-grade stainless steel to be structurally fit-for-purpose, using modern production and control methods to ensure the design and performance objectives are delivered.

Low Impact, Minimal Maintenance

The Hydro-Brake® Flood has a large open area at all flow rates, resulting in a low risk of blockages. With no power or moving parts, the flow controls require minimal operational attention and maintenance.

Future-Proofed

Hydro-Brake® Flood schemes can be designed to allow for future variances in fluvial flows. A facility for future adjustment to allow for climate change can be incorporated without necessitating new engineering or construction works.

Monitoring

Flood alleviation at the fluvial level can be demonstrated to deliver a level of protection that is worth far more than the project costs. We can offer support and advice on post-installation monitoring of the value of the intervention.

Case Studies



Flood Prevention Scheme Protects 1,750 Properties in Glasgow

Glasgow City Council's £53 m White Cart Water Flood Prevention scheme protects 1,750 properties in the south of the city. Normally a shallow river, White Cart Water is prone to flash flooding. As little as twelve hours of rain can cause water levels to rise by six metres.

New manufacturing and installation techniques were developed as part of the project that saw the world's five largest-ever Hydro-Brake® Flood vortex flow controls installed in 3 dams in the highlands above the city. The final scheme controls flow rates and velocities up to a 1 in 200 year flood event, with a 45% maximum reduction in peak flows, holding back more than 2.5 billion litres of floodwater in upstream storage areas that make best use of the natural environment.



Vortex Technology Protects Northallerton Homes and Businesses

In the North Yorkshire town of Northallerton, a £3.1 million flood alleviation scheme is using Hydro-Brake® Flood technology to protect 170 homes and businesses. Two large Hydro-Brake® Flood vortex flow controls were installed in refurbished culverts on town's outskirts.

They enable excess water to be held back in specially-built flood storage basins. Before the scheme was built, excess floodwaters could overtop the watercourse in the agricultural land on its approach to the culverts sending flows to cause flooding in the east of the town. Hydro International carefully-sized the flow controls to minimise upstream storage requirements.

Hydro-Brake® Flood Selection Criteria

Suitability:	For rivers & watercourses; Flood storage reservoirs		
Flow Range (l/s)	Head Range (m)	Ability to match greenfield discharge rate	On-site water storage requirement
550 – 12,000 *	1.5 – 10 *	n/a	Low
Moving Parts?	External Power?	Risk of blockage?	
No	No	Very low	

* higher flows and heads may be possible (contact Hydro International to discuss)

Hydro-Brake® Optimum

The Hydro-Brake® Optimum is Hydro International's flagship passive flow control device and the most advanced vortex flow control available.

Hydro-Brake® Optimum is the only vortex flow control for which the head and discharge relationship can be fine-tuned to optimise your design. Designers can size a Hydro-Brake® Optimum to achieve the perfect hydraulic performance curve and engineer the best possible passive flow control performance.



Surface water management and SuDS



Combined drainage systems and CSOs



Watercourse flood prevention



Sewer network optimisation



Wastewater treatment plants



- ✓ No external energy source.
- ✓ No moving parts.
- ✓ Future-proof.
- ✓ Large outlet clearances prevent blockages.

There is No Equivalent

Hydro-Brake® Optimum dispenses with the need to choose from a range of sizes and types and instead offers built-in flexibility to size each unit for absolute fit. Each Hydro-Brake® Optimum is individually-sized, so you achieve performance without compromise for every project.

Maximise Storage Savings

The increased hydraulic efficiency of the Hydro-Brake® Optimum means you can reduce on-site storage by up to 15% than if an alternative vortex control is used. With reduced storage, you can lower construction and excavation costs as well as saving project time and overall land-use.

Best Value for Every Project


Selecting the superior performance of Hydro-Brake® Optimum does not mean a higher cost for your project. On the contrary, because your upstream storage can be fine-tuned to achieve the smallest volumes, construction, excavation and material costs are reduced.

Easy to Install

Hydro-Brake® Optimum comes with a range of installation options and accessories to make construction and installation as simple as possible.

Setting the Standard

The Hydro-Brake® Optimum is the culmination of more than 40 years of research and development by Hydro International, and the company continues to take an international lead in vortex technology and expertise. Hydro-Brake® Optimum is the only vortex flow control to be independently certified by BBA and WRc for the control of stormwater or combined flows.



Minimal Maintenance

With up to 20% larger outlet clearances compared to other vortex devices, there is significantly less risk of blockage with a Hydro-Brake® Optimum. With no power source or moving parts, it offers minimal, predictable maintenance.

Future-Proofed

Hydro-Brake® Optimum can be supplied with an adjustable inlet so flows can be altered by up to 40% post-installation, to allow for future changes in operating conditions, for example as a result of site expansion or climate change.

Flow Control Chamber

A Hydro-Brake® Optimum flow control can be supplied prefitted in a precast reinforced concrete chamber. Custom options including high level emergency bypass, rodding pipe and removable units are also available.

Case Studies



Tight Fit for New Homes

Engineers challenged to solve a “tight fit” surface water management challenge on a West Yorkshire housing development used the Hydro-Brake® Optimum Design Tool to calculate a solution that optimised the limited pipe storage area. Using conventional flow control devices would have required more back up storage than would fit in the space available, but by using Hydro-Brake® Optimum flood protection measures, challenging discharge limits were met for a 1 in 100 year storm.



‘Optimum’ Savings for Developer with 21st Century Drainage

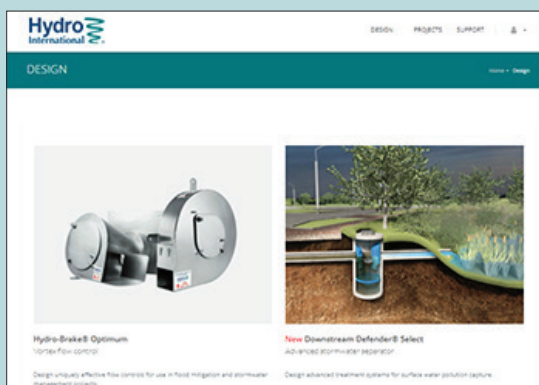
The first phase of Edinburgh City Council's 21st Century Homes project, the Gracemount development showcases sustainable construction. A major feature of the drainage solution is Hydro International's high performance Hydro-Brake Optimum® to control surface water which saved the developers over 30% in storage construction costs.

Photo courtesy of Edinburgh City Council

Hydro-Brake® Optimum Selection Criteria

Suitability:	Most sites, from very low to very high flow rates		
Flow Range (l/s)	Head Range (m)	Ability to match greenfield discharge rate	On-site water storage requirement
0.7 – 550 *	0.4 – 4.0	Very good	Low
Moving Parts?	External Power?	Risk of blockage?	
No	No	Very low	

* lower flows may be possible (contact Hydro International to discuss)



Explore the Options with our Online Design Tool

Our online design tool is a sizing engine that gives you the flexibility to compare flow control design options, output detailed design drawings and hydraulic data and import the results into commercially-available hydraulic modelling software.

The tool also has the added options to size and design the First Defense® and Downstream Defender® stormwater treatment separators.

hydro-int.design

Hydro-Brake® Agile

The Hydro-Brake® Agile flow control delivers precision engineering with best value for even the most constrained sites.

The Hydro-Brake® Agile flow control is a float-activated flow control that maintains a constant discharge to deliver precise performance over a wide range of heads. It is ideally suited to applications with constrained discharge requirements or where the flood storage area available through attenuation is very limited.



Surface water
management
and SuDS



Watercourse
flood
prevention



- ✓ No external energy source.
- ✓ Rapid drain-down provides resilience to subsequent rainfall events.
- ✓ Future-proof – simple adjustments possible for future changes in operating conditions.
- ✓ Repeatable, predictable maintenance regime.

Meet Stringent Discharge Consents

Designing flood storage, whether above or below ground, is dependent on the rate at which excess water can be controlled and discharged. The Hydro-Brake® Agile flow control is the only flow control design that achieves a constant rate of discharge and therefore the minimum possible upstream storage.

Whether controlling surface water on a housing development, or regulating flows in a wastewater treatment works, investment in a precision-engineered device can result in considerable savings in total project costs.

Sustainable Solution

The Hydro-Brake® Agile flow control provides sustainable control of flood storage without the need for external power sources or control circuits. Simple adjustments can be made to future-proof the device to allow for climate change.

Quality Manufacture

The Hydro-Brake® Agile flow control is precision-engineered using high-grade stainless steel with long-life, durable components and CE marked in accordance with the EU Machinery Directive (2006/42/EC). Manufactured in the UK, the flow control can be transported quickly to site to meet project timescales.

Easy to Install and Maintain

During dry weather periods, and especially during the first flush of a storm, the outlet area is at its largest, reducing the risk of blockages.

In the event of a blockage, an integrated release mechanism can be operated from surface level, enabling the gate to be fully opened and returned to its operating position.

Hydro-Brake® Agile Flow Control Chamber

The Hydro-Brake® Agile flow control can be supplied pre-fitted in a precast reinforced concrete chamber for quick and easy installation on site.

A range of outlet pipe sizes is also available to suit site requirements. Once lifted into position, the connecting pipework can be connected and a cover slab installed. To suit the location and invert required, the chamber depth can be easily varied with concrete rings.

Example Solutions

Constrained Space

For an urban in-fill housing project in a heavily-developed inner city area, the design team were keen to deliver an effective drainage strategy. However, there was limited space available, conflicting demands from new and existing services, and an existing drainage infrastructure with very limited capacity to accept additional flows.

Using a flow control that provided a near-constant discharge rate within the parameters of the available downstream capacity, the surface water was moved off-site as quickly and effectively as possible, enabling the on-site storage to be reduced to a level that could be accommodated in the heavily constrained space available.

Constant Discharge

Providing temporary flood storage through attenuation was the solution to a known surface water flooding problem. A flow control was needed to limit flow to the existing drainage network, with the excess rainwater overflowing into an off-line attenuation tank. Implementation costs had to be kept to an absolute minimum or the project may not have been feasible. In addition, any surcharge to the upstream drainage network would have moved flooding to a different part of the catchment.

A constant discharge flow control was therefore used to pass forward an appropriate amount of flow at all times, minimising pressure on the upstream network and only putting floodwater into the attenuation structure when absolutely necessary.

Hydro-Brake® Agile Selection Criteria

Suitability:	Constrained sites with stringent discharge consents		
Flow Range (l/s)	Head Range (m)	Ability to match greenfield discharge rate	On-site water storage requirement
4.5 – 100	0.4 – 2.4	Good	Very low
Moving Parts?	External Power?	Risk of blockage?	
Yes	No	Not suited to all sites	

Hydro-Brake® Orifice

The Hydro-Brake® Orifice delivers cost-effective, precise, repeatable flow control and is suitable for unconstrained sites with generous discharge consents

The Hydro-Brake® Orifice is a precision-cut orifice plate flow control, available in a broad range of configurations. A low-cost, low-complexity flow control, it is the ideal choice where there is minimal limitation on space available for on-site flood storage and attenuation, or where there are generous discharge consents.




Surface water management and SuDS



Watercourse flood prevention



Sewer network optimisation



Flexible and Versatile

Already trusted as part of Hydro International's family of precision-engineered flow control devices, the Hydro-Brake® Orifice can be designed and manufactured to meet a wide variety of configurations. With the Hydro-Brake® Orifice there is no need to compromise on your project needs.

Configured for Each Site

Each Hydro-Brake® Orifice is manufactured to suit the precise hydraulic requirements specified for the application. Our experienced professional engineering team will work with you to understand the needs of your site and recommend the best solution.

A wide variety of configurations and mounting options is available, for example integrated mesh guards, curve mount, pipe inserts and slide- or pivot-mounts. Hydro International can advise on sizing and flow rates and recommend the best solution for your site.

Quality Manufacture

The Hydro-Brake® Orifice is manufactured from high-grade stainless steel under strict Quality Assurance to the exacting methods and tolerances set out in the international standard BS EN ISO 5167-2: 2003.

Simple to Install

The Hydro-Brake® Orifice is simple to install. It can also be supplied pre-fitted in a precast reinforced concrete chamber for 'plug-and-play' installation on site.

Resilience by Design

The Hydro-Brake® Orifice can be supplied with integrated protection against the risk of blockages. Alternatively, the Hydro-Brake® Orifice can be mounted on moveable or removable structures to allow for manual intervention to drain the control chamber from surface level and clear any blockages that do occur.

Hydro-Brake® Orifice Selection Criteria

Suitability:	Unconstrained sites with generous discharge consents		
Flow Range (l/s)	Head Range (m)	Ability to match greenfield discharge rate	On-site water storage requirement
2.5 – 100 *	0.25 – 2.0 *	Not suited to all sites	Unconstrained
Moving Parts?	External Power?	Risk of blockage?	
No	No	Not suited to all sites	

* flows and heads may be possible outside of these ranges (contact Hydro International to discuss)

Hydro-Brake® Flow Control Series Selection Guide

The Hydro-Brake® Flow Control Series is a versatile toolbox for surface water, fluvial, foul water, and sewer network flow control. No matter what the site and budget, every flow control offers the same precision-engineered performance.

Features	Hydro-Brake® Flood	Hydro-Brake® Optimum	Hydro-Brake® Agile	Hydro-Brake® Orifice
Suitability	For watercourses; Flood storage reservoirs	Most sites, from very low to very high flow rates	Constrained sites with stringent discharge consents	Unconstrained sites with generous discharge consents
Flow Range (l/s) *	550 – 12,000	0.7 – 550	4.5 – 100	2.5 – 100
Head Range (m) *	1.5 – 10	0.4 – 4.0	0.4 – 2.4	0.25 – 2.0
Ability to Match Greenfield Discharge Rate	n/a	Very good	Good	Not suited to all sites
Moving Parts	No	No	Yes	No
External Power Requirement	No	No	No	No
Constant Discharge	No	No	Yes	No
On-site Storage	Low	Low	Very low	Unconstrained
Risk of Blockage	Very low	Very low	Not suited to all sites	Not suited to all sites

* flows and heads outside of these ranges may be possible (contact Hydro International to discuss)

Expert Design Support

No matter how big or small the project, Hydro International's professional engineers are on hand to provide free support to designers and specifiers to aid with the correct selection and configuration of Hydro flow controls for each project design.

Our dedicated design support team advises on best-practice sizing, flow and storage calculations for the Hydro-Brake® Flow Control Series within your surface water, fluvial, sewer or wastewater plant design.

Consultancy

Hydro International's Consultancy team is available for civil engineering, flood risk management and hydraulic system modelling for new and retrofit development, fluvial or wastewater treatment plant projects.

Documentation

Our dedicated design support team can assist with the output of hydraulic data to support your system design and dimensioned installation drawings, as well as advising on successful integration with other Hydro International water treatment and storage products.

**Call the Hydro-Brake® Hotline 01275 337937
or email stormwater@hydro-int.com.**

For Flow Control
Product and Design Advice:

Tel: 01275 337937

Email: stormwater@hydro-int.com

Hydro-Brake[®] Flow Control Series

Unit 2
Rivermead Court
Kenn Business Park
Windmill Road
Kenn
Clevedon
BS21 6FT

Tel: **01275 878371**

hydro-int.com

Turning Water Around...[®]