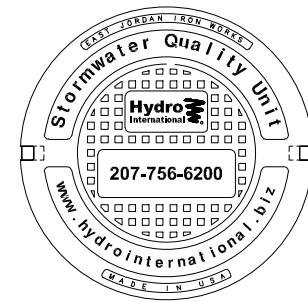
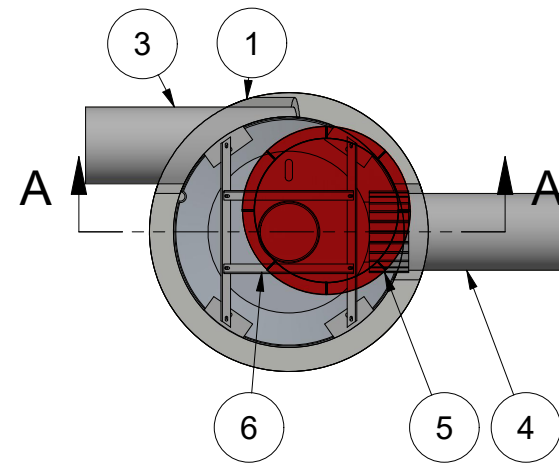
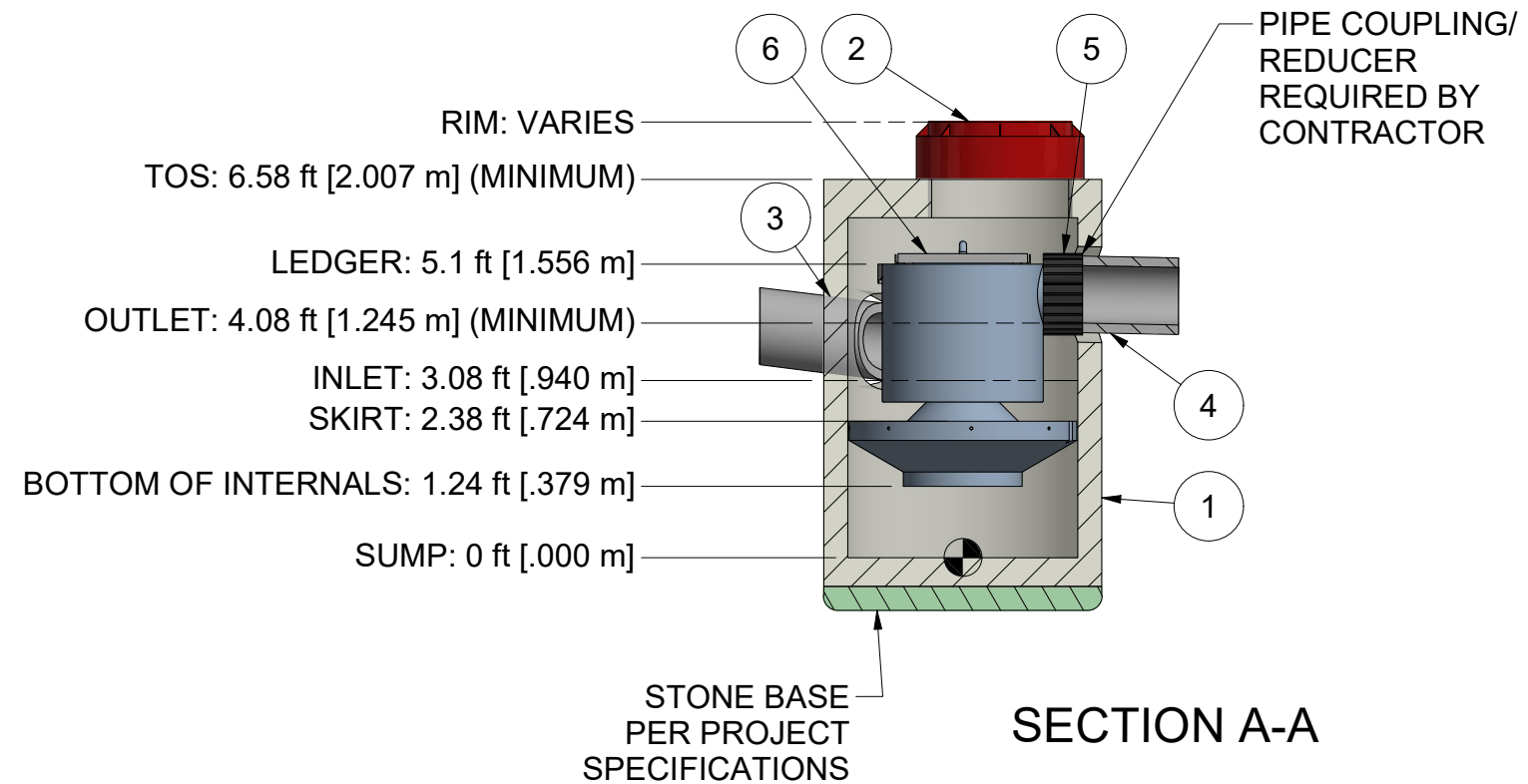


OUTLET STUB ID: 12" (300 mm)
 OUTLET STUB OD: 12.5" (318 mm)



HYDRO FRAME AND COVER (INCLUDED)

GRADE RINGS BY OTHERS
 AS REQUIRED



1. MANHOLE WALL AND SLAB THICKNESSES ARE NOT TO SCALE.
2. CONTACT HYDRO INTERNATIONAL FOR A BOTTOM OF STRUCTURE ELEVATION PRIOR TO SETTING DOWNSTREAM DEFENDER MANHOLE.



IF IN DOUBT ASK

DATE: 12/7/2020 SCALE: 1:1
 DRAWN BY: ER CHECKED BY: MRJ APPROVED BY:

Title
 4ft-DIAMETER
 DOWNSTREAM DEFENDER

GENERAL ARRANGEMENT



WEIGHT: N/A MATERIAL:
 STOCK NUMBER:
 DRAWING NO.: DD GA-4
 SHEET SIZE: B SHEET: 1 OF 1 Rev: A

NOTE: NOT FOR CONSTRUCTION.
 CONTACT HYDRO FOR SITE
 SPECIFIC DETAIL

EQUIPMENT PERFORMANCE

The stormwater treatment unit shall adhere to the hydraulic parameters given in the chart below and provide the removal efficiencies and storage capacities as follows:

1. The treatment system shall use an induced vortex to separate pollutants from stormwater runoff.
2. Peak Hydraulic Capacity: 3.0 cfs (85 l/s)
3. Sediment Storage Capacity: 0.70 cu. yd. (0.53 cu. m)
4. Continuous Oil Storage Capacity: 70 gal. (265 liters)
5. Sediment shall be stored in a zone that is isolated from the main flow path and protected from reentrainment by a benching skirt.
6. For more product information including regulatory acceptances, please visit <https://hydro-int.com/en/products/downstream-defender>

PARTS LIST

ITEM	QTY	SIZE (in)	SIZE (mm)	DESCRIPTION
1	1	48	1200	PRECAST MANHOLE (BY HYDRO VIA PRECASTER)
2	1	30	750	FRAME AND COVER
3	1	12 (MAX)	300 (MAX)	INLET PIPE (BY OTHERS)
4	1	12 (MAX)	300 (MAX)	OUTLET PIPE (BY OTHERS)
5	1			PIPE COUPLING (BY OTHERS)
6	1			INTERNAL COMPONENTS (PRE-INTALLED)